

18 May 2026

UNEP-U4E Webinar (Asia session)

Launch of the updated Country Savings Assessments and the revised Model Regulation Guidelines for Air Conditioners and Air-to-Air Heat Pumps

www.unep.org

Webinar Housekeeping Rules



Please post your questions in the chat during the presentations.



Speakers will answer questions during the Q&A session at the end of the Webinar.



This Webinar will be recorded and posted at U4E's website, along with the presentations.

Agenda

Time (CEST)	Agenda item	Presenter/Moderator
11:00 – 11:05 <i>5 min</i>	Housekeeping	Zafe Fazilah Abu Bakar Energy Efficiency Specialist, UNEP-U4E
11:05 – 11:10 <i>5 min</i>	Opening <i>Introduction to Policy and Planning Unit</i>	Jonathan Duwyn Head, Mitigation Policy and Planning Unit, UNEP
11:10 – 11:20 <i>10 min</i>	Introduction to U4E tools Deep Dive: Country Savings Assessments <i>Overview of the CSA methodology, coverage and key improvements</i>	Patrick Blake Programme Manager, UNEP-U4E
11:20 – 11:25 <i>5 min</i>	Demo: Country Savings Assessments <i>Demonstration on how countries can use the tool to quantify and communicate the benefits of energy efficiency policies with examples from Asia</i>	Saikiran Kasamsetty Energy Efficiency Specialist, UNEP-U4E
11:25 – 11:40 <i>15 min</i>	Deep Dive: Model Regulation Guidelines <i>Overview of the Guidelines: structure, scope, and guidance on regulatory design for MEPS on air conditioners and air-to-air heat pumps. How the Guidelines complement the CSAs</i>	Miquel Pitarch Mocholi International Cooling Expert, UNEP-U4E
11:40 – 11:50 <i>10 min</i>	Regional Perspectives: Using Evidence to Drive Policy <i>A regional perspective on how country-level evidence and regulatory frameworks are supporting the transition to efficient appliances</i>	Naing Naing Linn Head of Energy Efficiency and Conservation (EE&C) Dept. Asean Centre for Energy (ACE)
11:50 – 12:10 <i>20 min</i>	Q&A	Zafe Fazilah Abu Bakar Energy Efficiency Specialist, UNEP-U4E
12:10 – 12:15 <i>5 min</i>	Wrapping up	Patrick Blake Programme Manager, UNEP-U4E



Opening remarks

Jonathan Duwyn
Head, Mitigation Policy and Planning Unit, UNEP

www.unep.org



Introduction to U4E Tools

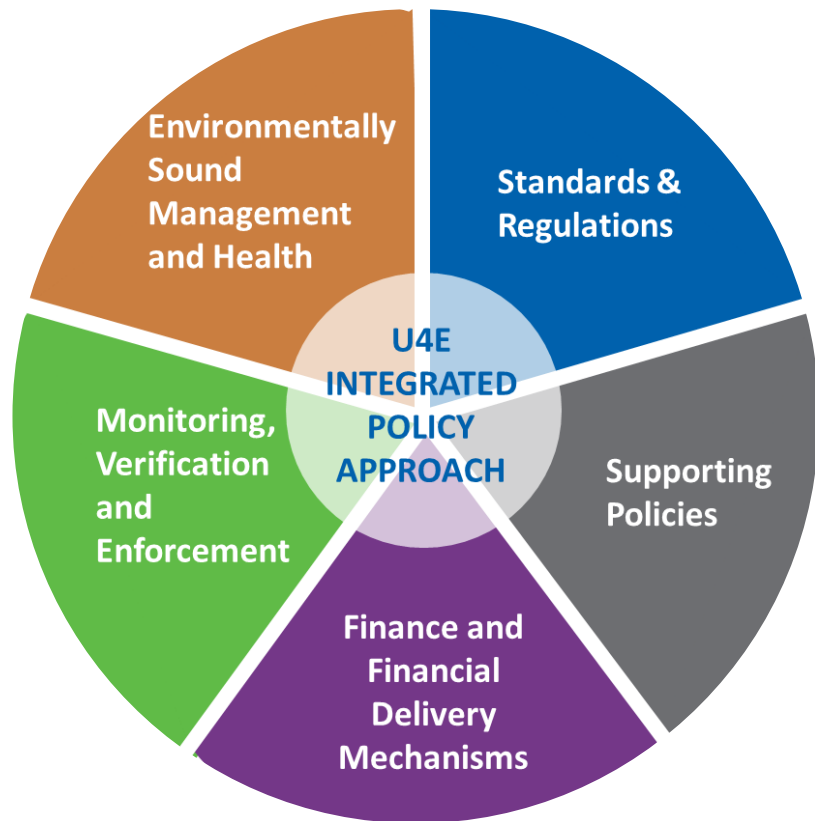
Deep Dive: Country Savings Assessments

Patrick Blake
Programme Manager, U4E

www.unep.org

UNEP United for Efficiency (U4E) Overview

United for Efficiency (U4E) is a UNEP-led global initiative that **helps countries accelerate the transition** to energy-efficient and climate-friendly equipment, systems, and market practices.



Why this matters: Energy use and emissions from equipment and systems are growing rapidly, especially in emerging and developing economies.

What U4E does: Develops practical policy guidance and tools and supports countries in adapting and implementing them in national and regional markets.

How U4E works: Promotes an integrated policy approach — from MEPS, labels, and procurement criteria to compliance, market surveillance, and implementation support.

Why this is relevant today: Stronger and better-aligned policies can reduce energy use and emissions, support regional harmonization where appropriate, and help guide markets toward more efficient and climate-friendly technologies.

U4E helps **translate global guidance and best practice into national and regional policy implementation.**

What Are the Country/Regional Savings Assessments?



Objective

Savings analysis on **potential impact** of adopting Minimum energy performance standards policies aligned with Model Regulation guidelines for **lighting products, industrial electric motors, distribution transformers, room air conditioners, residential refrigerators and commercial refrigeration equipment.**

These **product categories** are responsible for **>50% of electricity usage today.**



Overview

Provides detailed **energy, environment and economic benefits**



Electricity Savings



Associated Carbon Mitigation



Electricity bill Savings

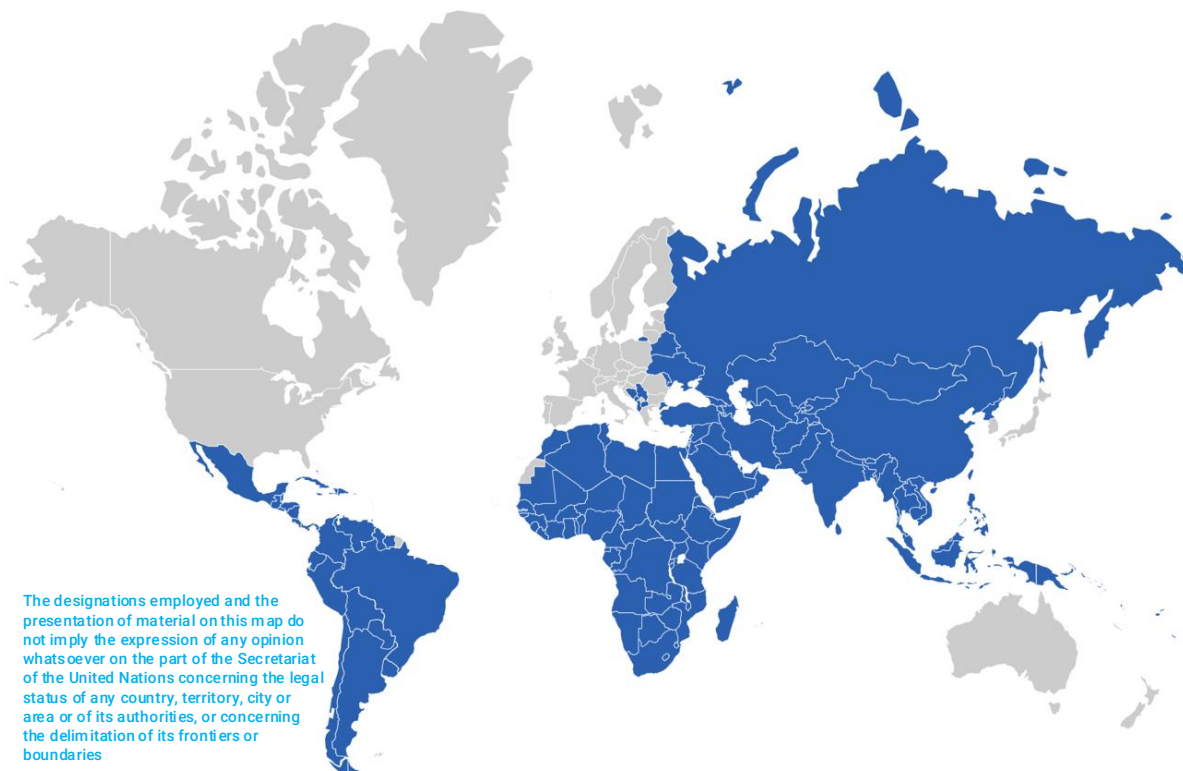


Power Plants Avoided



Direct emissions (refrigerant)

Available for 156 developing and emerging economies and several regions



The designations employed and the presentation of material on this map do not imply the expression of any opinion whatsoever on the part of the Secretariat of the United Nations concerning the legal status of any country, territory, city or area or of its authorities, or concerning the delimitation of its frontiers or boundaries



Individual country and regional reports are available in 4 languages: English, French Spanish, and Portuguese.

Global Impact at a Glance

Annual Savings Potential in 2050 by MEPS Policy implementation aligned with U4E recommended levels

1,210 TWh

annual electricity savings



770 Mt CO₂e

Indirect emissions avoided annually



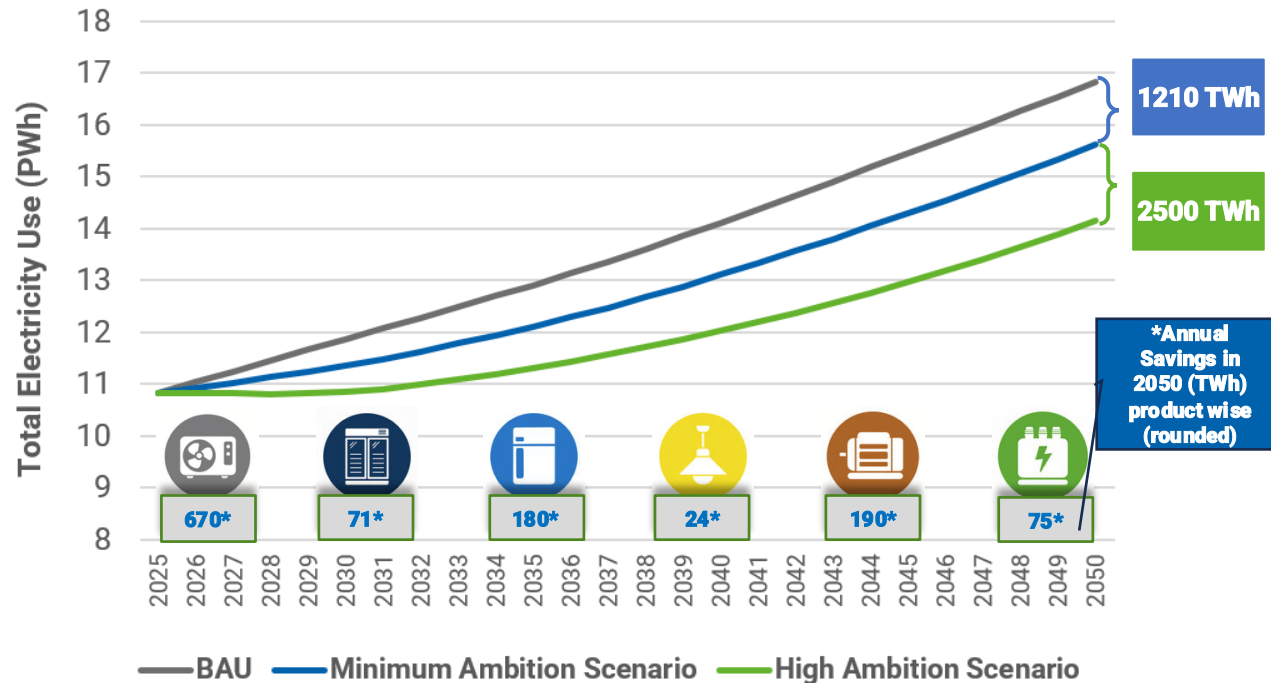
USD 110 billions

annual electricity bill savings



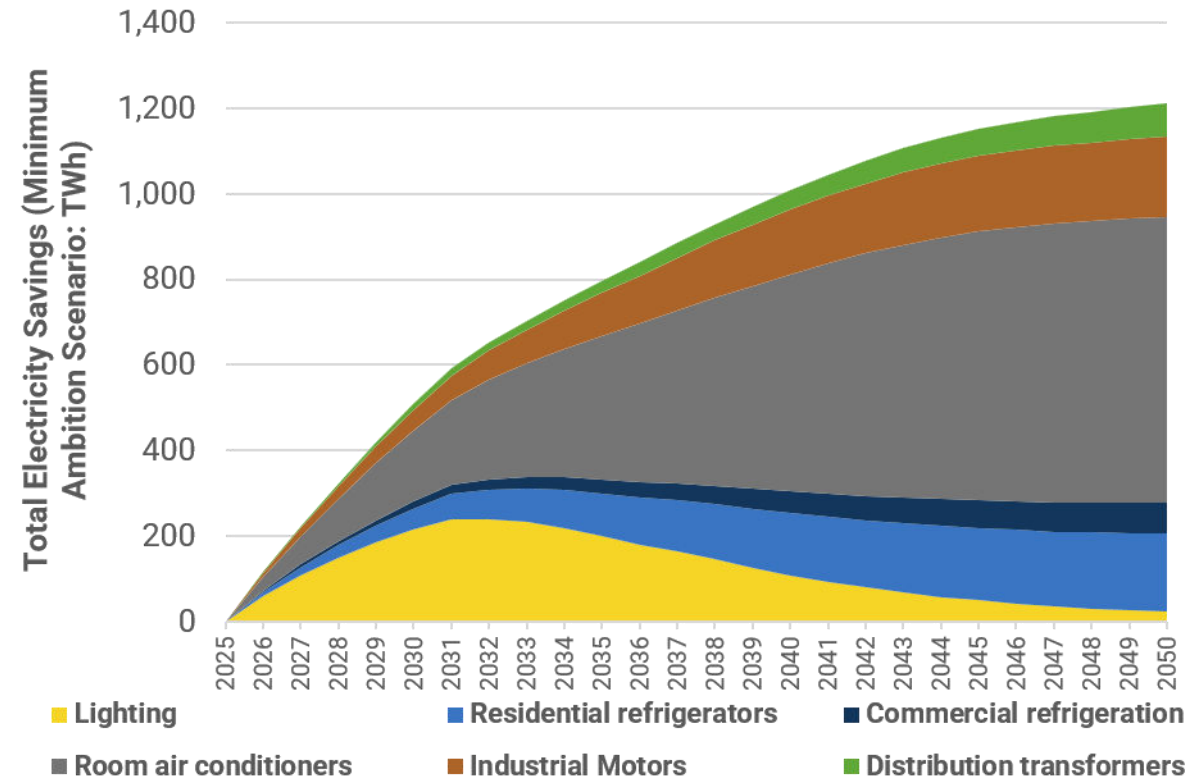
550 Power plants

avoided power generation capacity (500 MW each)



Annual Savings in 2050 Globally by transforming to Energy efficient Appliances

Annual Savings in 2050 are equivalent to the combined annual electricity consumption of Indonesia, Brazil, and Algeria









Cumulative Savings Globally by 2050

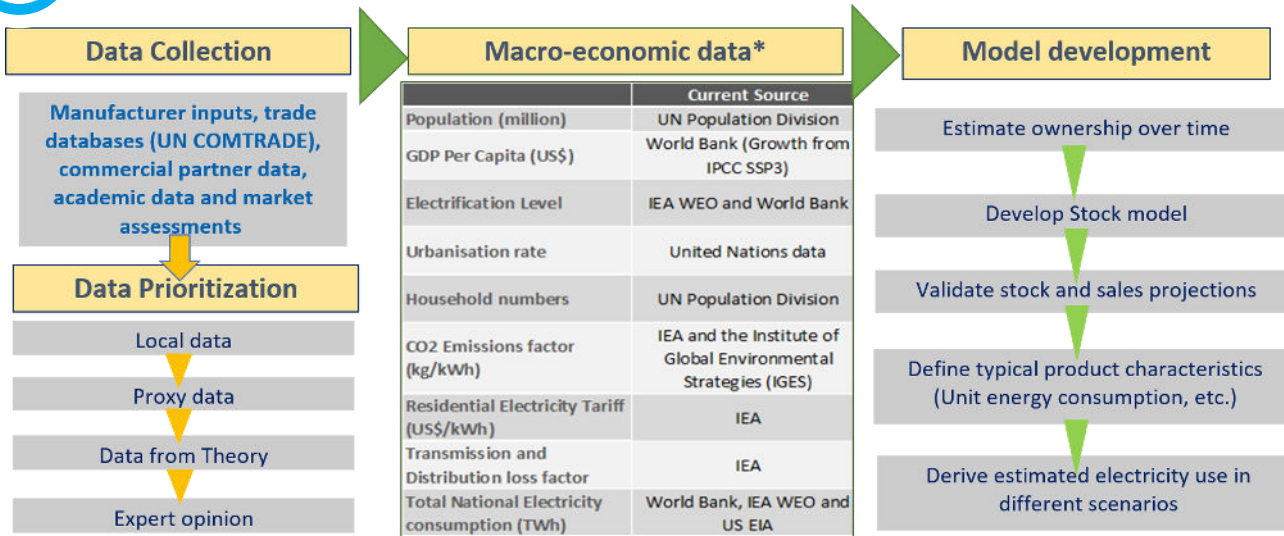
Overview of CSA Modelling Approach

Overarching Approach

The following are the overarching methodologies for stock estimation, along with assumptions for each product*:

- 


Bottom-up approach involved developing ownership levels to 2050 which came from known market data based on relationship to purchasing power for GDP levels, and utilizing the unit energy consumption (UEC), and triangulating with the growth data available across various policy databases
- 

Top-down approach was used based on data on total electricity use in each country and the historical industrial GDP data respectively
- 
Hybrid approach included a bottom-up approach to estimate the stock of each lamp type and a top-down analysis to project electricity use into the future.

Energy Modelling



The **energy savings potential** is calculated till 2050 and is computed based on **the difference between total energy consumption in the ambition scenarios and that of the BAU scenario**

- Business As Usual (BAU):** assumes no policy interventions
- Minimum Ambition:** assumes MEPS are implemented in line with the U4E model regulations
- High Ambition:** Assumes MEPS implemented at a more stringent level

* Denotes typical sources. Kindly refer [here](#) for detailed assumptions and methodology

What's new in the 2026 CSA version?

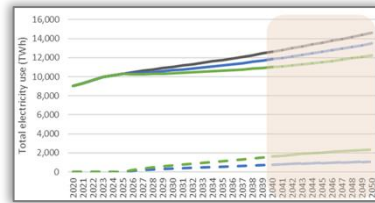
1

Updated Macro economic Parameters

Population, GDP/Capita, Industrial GDP, Total Electricity Use, etc.

2

Extending Timelines to 2050 from 2040



3

Product Scope Expansion

Inclusion of new/updated MEPS (for Air conditioners, motors, etc.)

- Select countries/ regions, desired years
- Toggle between ambition levels
- Interactive data dashboards

Flexible and Dynamic Analysis Tool

4

WEBSITE

Generate PDF Report

Report Language:
English
Français (French)
Português (Portuguese)
Español (Spanish)

Appliances
ALL LIGHTING COOLING EQUIPMENT

Select Cooling Appliances:
Commercial Refrigeration Residential Refrigerators Air Conditioners

Generate PDF

Available for download in 4 languages

Region Subregion Sub-subregion Run analysis to Comparison year Count savings from

Predefined Regions: ASIAN, CENTRAL AFRICA, EAST AFRICA, NORTH AFRICA, SADC, WEST AFRICA

Select Countries (Optional): Brunei Darussalam, Cambodia, Indonesia, Lao Peoples Democratic Republic, Malaysia, Thailand, Viet Nam, Timor-Leste

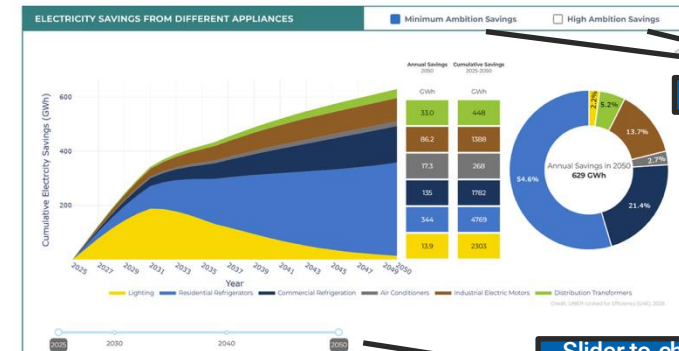
Region Sub-region Sub-sub-region Selected Country

Appliance Energy Consumption (TWh) - 2050

Scenario	Minimum Ambition	High Ambition	Both Scenario
Energy Potential (GWh)	82	43	34
Priority Product: Air Conditioners	102	184	161
Priority Product: Air Conditioners	31	24	18
Business as Usual	31	438	432
High Ambition	28	28	22

Allows selection of specific years, and desired countries

Key Findings; Heat maps to identify priority products in region/country



Toggle to change the scenario

Slider to change the year range

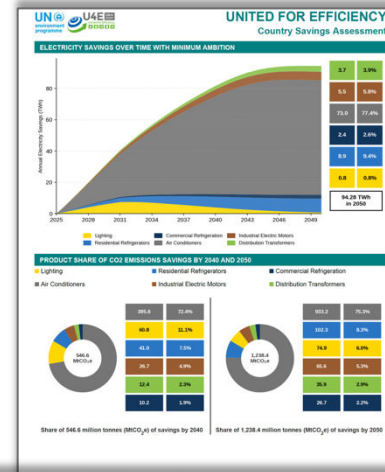
What a Typical CSA Report Entails



Benefits Overview



Annual and Cumulative Savings: electricity, economic and emissions under various scenarios for all six products



Available for 156 countries

Users can download detailed product-specific reports and leverage the platform to analyze multiple product combinations across minimum ambition, high ambition, and combined scenario frameworks

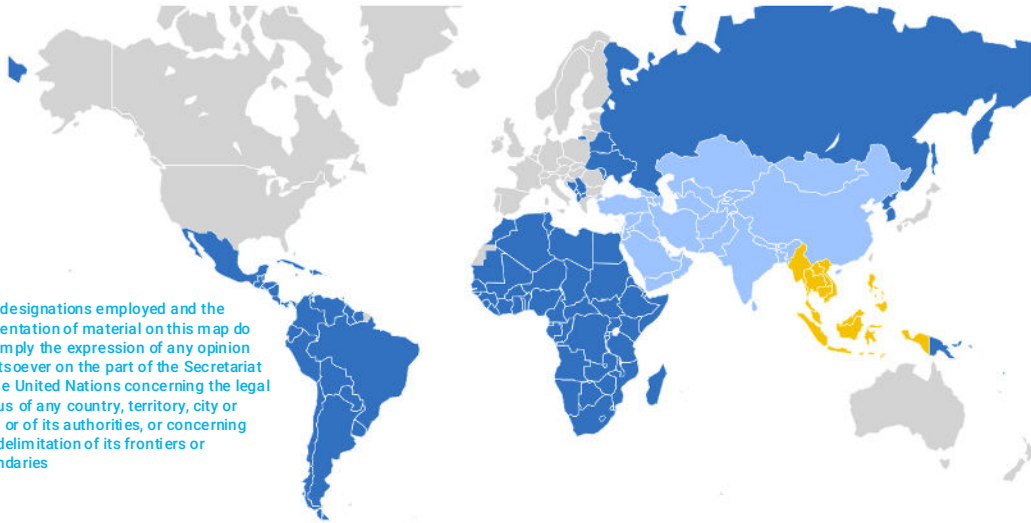
Additional Savings Opportunity

Product Specific Assumptions

Key Data Sources

What a Typical Regional Saving Assessment Report Entails

Region Sub-region Sub-subregion Selected Country



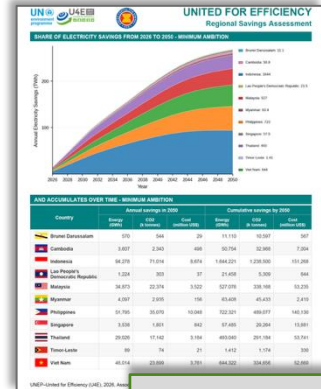

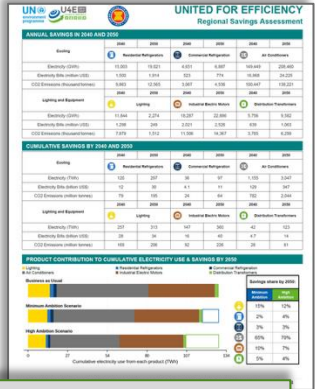
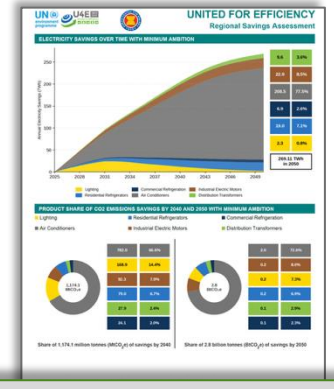
The designs employed and the presentation of material on this map do not imply the expression of any opinion whatsoever on the part of the Secretariat of the United Nations concerning the legal status of any country, territory, city or area or of its authorities, or concerning the delimitation of its frontiers or boundaries



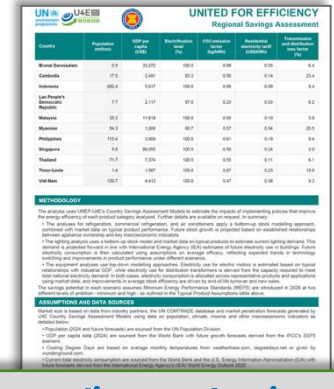
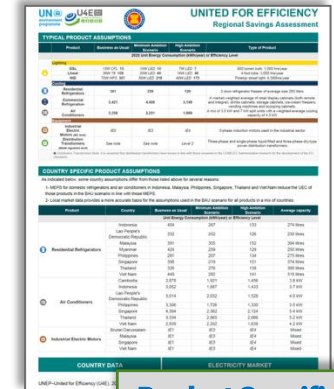
Benefits Overview



Annual and Cumulative Savings: electricity, economic and emissions under various scenarios for all six products regionally



Country Specific Savings



Product Specific Assumptions country wise and Key Data Sources

RSA Reports available for major (sub) regions across the World

Explore CSA/RSA at <https://csa.united4efficiency.org/>



Who can use the CSAs and what can they support?

The CSA tool supports a wide range of stakeholders and can inform decisions across the policy cycle, from early prioritisation to implementation and regional cooperation.

What can the CSAs support?

The CSAs support countries and stakeholders in:

- Making **evidence-based policy decisions**
- Identifying **high-impact product categories** to maximise energy and environmental savings
- Assessing the **potential benefits of different policy** ambition levels
- Supporting **national and regional climate** and energy efficiency planning
- Strengthening **regional cooperation** on shared climate goals

Who can use the CSAs?

The tool supports a wide range of stakeholders, including:

- Policymakers and regulators
- Energy planners and utilities
- Development partners
- Researchers and analysts

Country/Regional Savings Assessments



<https://csa.united4efficiency.org/>



Demo: Country Savings Assessments

Saikiran Kasamsetty
Energy Efficiency Specialist, U4E

www.unep.org



Deep Dive: Model Regulation Guidelines

Miquel Pitarch
Cooling Policies Expert, U4E

www.unep.org

UNEP-U4E MRGs: Supporting Effective AC Regulations

First published in 2019 and updated in 2026, the U4E MRG supports countries developing or revising regulations for air conditioners and reversible air-to-air heat pumps.

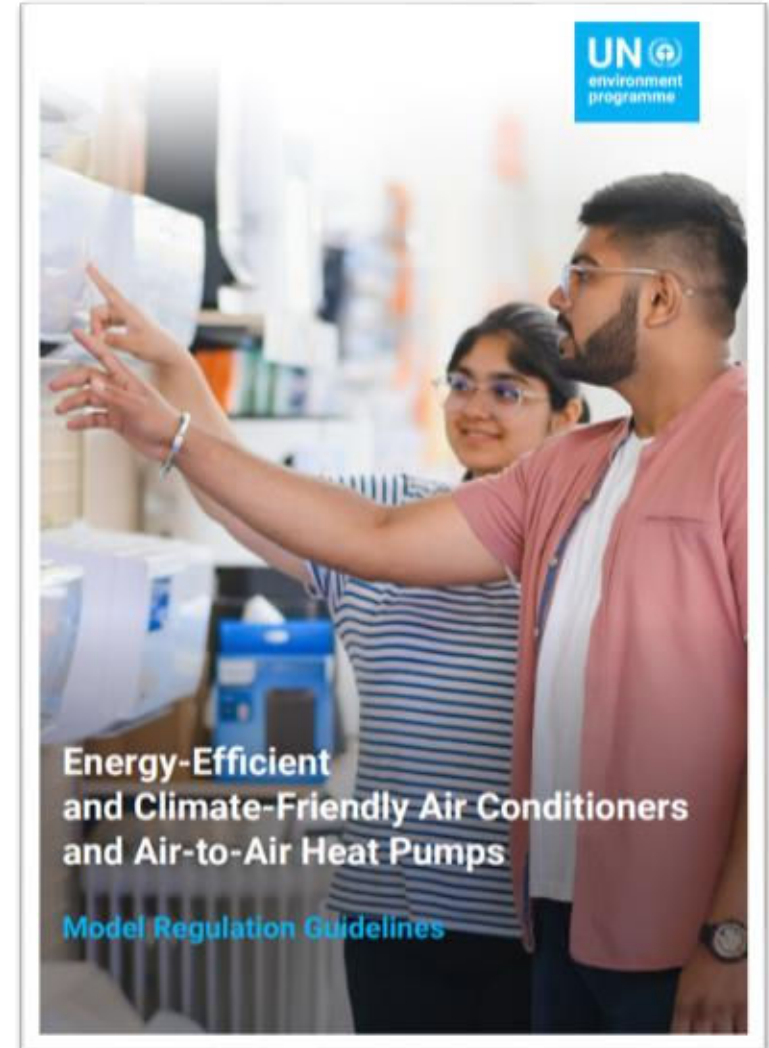
It provides recommended provisions on **MEPS levels, labelling recommendations and refrigerant requirements, aligned with international best practice.**

The 2026 update reflects **lessons from implementation, market data and expert consultation**, helping the guidance remain practical, ambitious and globally relevant.

2019
First U4E MRG
published



2026
Updated MRG with
expanded scope and
revised guidance

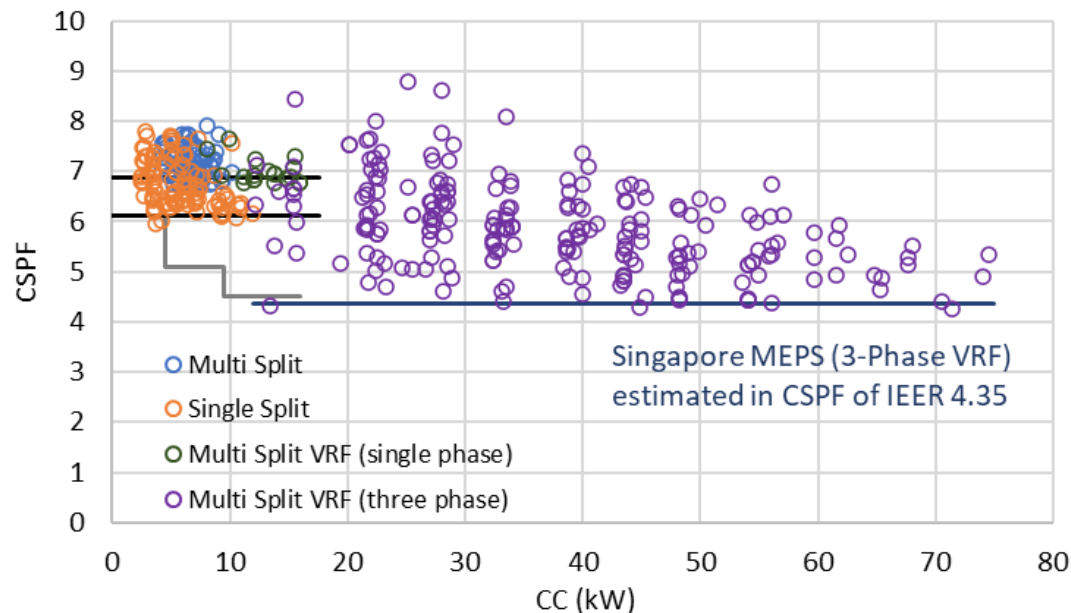


Developing the 2026 UNEP-U4E MRG Update

The update process started in 2024 with a structured review of the 2019 MRG **to identify where the guidance needed to be strengthened, clarified or expanded**

In 2025, UNEP-U4E, with the support of LBNL, carried out **technical review and analysis of 1,600+ models from Singapore and Australia**

Consultation included a **40+ member Policy Working Group and 90+ comments from 8 institutions**, with broad support for the update and its market relevance



- **Published in May 2026**
Updated MRG with expanded scope and revised technical guidance.
- **Supporting Information document**
Provides further details on the data analysis and technical basis.

What the 2026 MRG Provides

The MRG brings together the main regulatory building blocks countries need to develop or update effective AC regulations, while allowing adaptation to national market conditions and policy priorities

Scope & definitions (expanded):

Clear product categories and definitions, expanded and clarified in 2026.

Refrigerant requirements:

GWP/ODP guidance aligned with climate-friendly cooling policies.

International reference test standards:

Recognized test methods and seasonal performance metrics.

Safety considerations:

References to relevant safety standards and safe product deployment.

Efficiency requirements (HSPF added):

Cooling and heating recommendations using CSPF, HSPF and APF across 20 climate zones.

Conformity & market surveillance (improved):

Supporting guidance for implementation and compliance frameworks.

Labelling guidance (improved):

Intermediate and high-efficiency levels, with improved examples for label design.

Super-efficient AC annex (new)

Informative performance specifications for super-efficient air conditioners.

Expanded Scope of the 2026 MRG

- Compared with 2019 MRG, the 2026 update expands the product scope and increases the capacity limit, allowing adaptation to national circumstances.
- **Why this matters:** Larger split, multi-split/VRF and ducted systems can exceed **20% of new cooling capacity sales in Asia** (U4E estimates). The expanded scope supports **countries ready to regulate** these products, while allowing national adaptation.

Capacity limit:

**2019 MRG
16 kW**

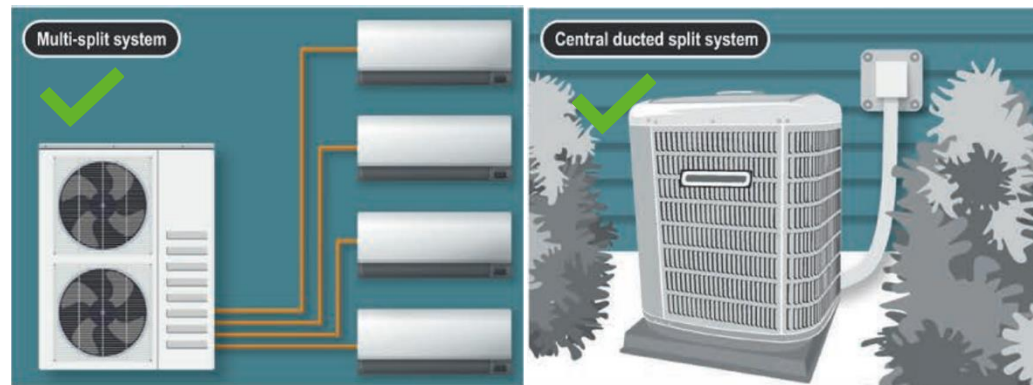


**2026 MRG
70 kW**

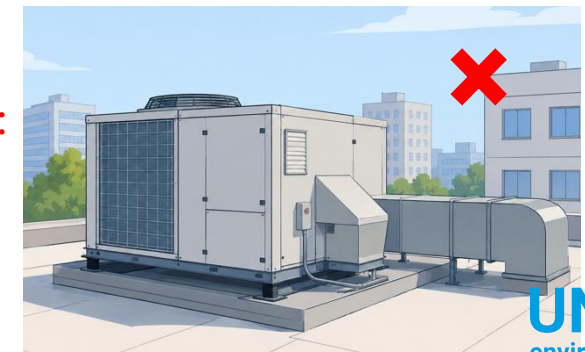
**Covered since 2019:
Portable, Window,
Single-split**



**Added in 2026:
Multi-split/VRF,
Ducted-split**



**Outside
current scope:
Rooftop and
other
packaged
units**



Source of images: IEA (2018) The Future of Cooling

Recommended MEPS and Refrigerant Requirements

Minimum Energy Performance Standards (MEPS)

- **CSPF** is the main cooling metric
- For reversible units, countries can **regulate cooling and heating separately** using **CSPF and HSPF**, or use the **combined APF** metric
- Recommended levels are **target values aligned with international best practice**.
- Countries may adopt **a phased schedule** where needed by local conditions, with **future steps clearly indicated in advance** to give industry a predictable signal.

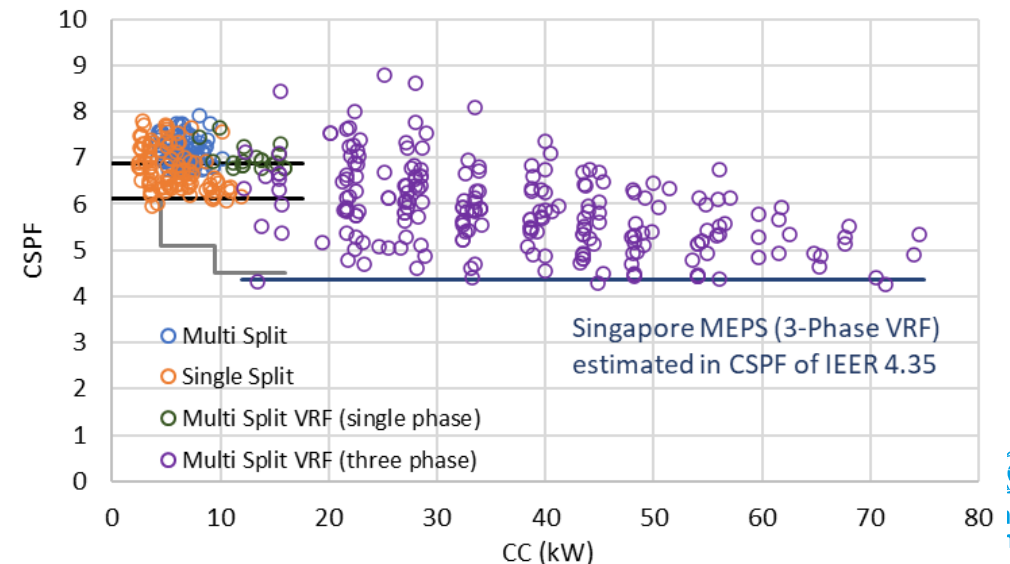
Category	≤ 6 kW	> 6 kW to 14 kW	> 14 kW to 70 kW
Cooling (CSPF)	6.10	5.10	4.50
Heating (HSPF)	4.60	3.60	3.30
Combined (APF)	5.00	4.00	3.60

Note: Table levels shown for **ISO default climates**

Refrigerant Limits

- **ODP = 0**
 - Self-contained units: **GWP < 150**
 - Split system: **GWP < 750**
- *Exception where needed to comply with safety standards

Singapore data indicate **market availability** at MRG levels:



Labelling Guidance: Supporting Clear Market Information

Energy labels vary by country. The MRG **provides general labelling guidance** and example efficiency classes that countries can adapt to national markets.

The MRG covers **supplier/dealer obligations and key product information** for consumers, including energy performance and estimated energy consumption.

The MRG includes **intermediate and higher efficiency reference levels across 20 climate zones**, reflecting efficient products commercially available in the international market.

The MRG label examples use MEPS as the lower boundary and show how **higher classes can be set using either market-based or more aspirational levels.**

Grade	“Excellent” = best-performing models available on the global market	“Excellent” = aspirational performance levels in the future
Excellent	$8.30 \leq \text{CSPF}$	$10.00 \leq \text{CSPF}$
Very Good	$7.50 \leq \text{CSPF} < 8.30$	$8.60 \leq \text{CSPF} < 10.00$
Good	$6.80 \leq \text{CSPF} < 7.50$	$7.40 \leq \text{CSPF} < 8.60$
Fair	$6.10 \leq \text{CSPF} < 6.80$	$6.10 \leq \text{CSPF} < 7.40$
Low	$\text{CSPF} < 6.10$	$\text{CSPF} < 6.10$

Efficiency Requirements Reflect Climate Conditions



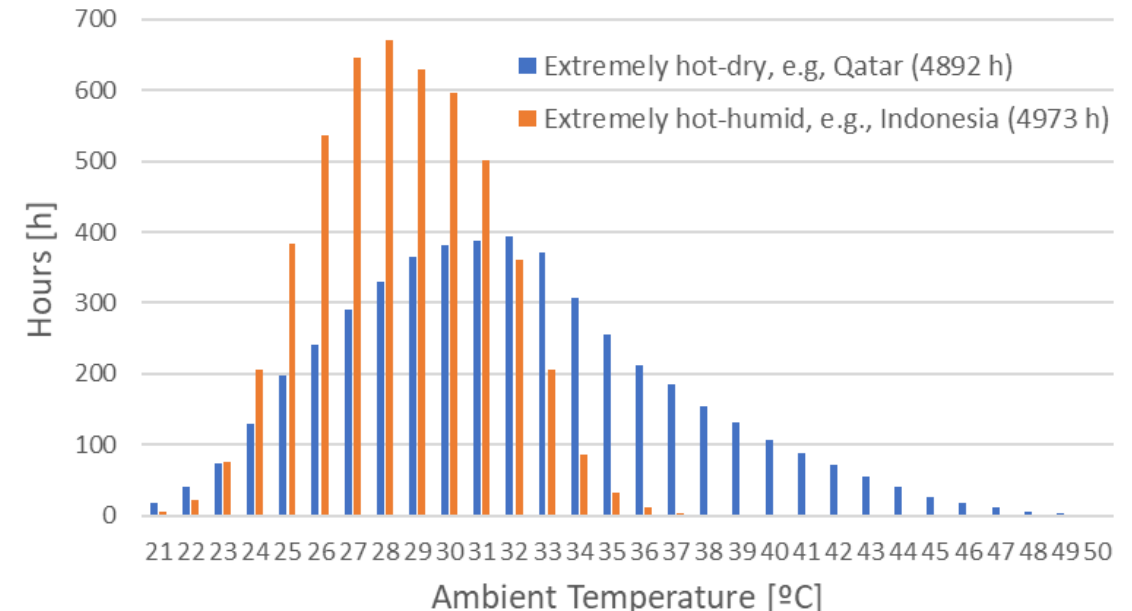
The MRG adapts cooling and heating efficiency requirements to different climate groups

Annual cooling bin hours by climate group			
Thermal band	Humid	Dry	Marine
Extremely hot	4,973	4,892	–
Very hot	3,630	3,915	–
Hot	1,951	2,609	–
Warm	1,038	1,178	568
Mixed	1,049	1,418	–
Cool	784	958	–
Cold	248	677	–
Very cold		379	
Subarctic / Arctic		274	
Group 1 (ISO)		1,817	
Group 2 (ISO Amd)		6,493	
Group 3		714	

Cooling MEPS for ≤ 6 kW: Group 1: 1,817 h \rightarrow CSPF 6.10
 Group 2: 6,493 h \rightarrow CSPF 5.00

Climate-specific bin hours help countries select requirements that reflect local operating conditions. Countries may also define national bin-hour profiles using local climate data.

Outdoor temperature distribution affects performance



Super-Efficient AC Annex: Supporting Advanced Programmes

The annex is **informative and voluntary**. It is intended to support endorsement labels, sustainable procurement and incentive-based programmes – not mandatory MEPS.

Based on **Global Cooling Efficiency Accelerator** (GCEA) specifications, **adapted by U4E** for broader international use.

Applies to **ductless split air conditioners and reversible heat pumps up to 6 kW**, with possible expansion where sufficient data are available.

By **considering dehumidification performance**, the specification helps identify units that can maintain comfort more effectively under real operating conditions.

Test condition (% nominal capacity)	Maximum Sensible Heat Ratio (SHR)	Minimum EER
25%	65%	7.7
50%	80%	6.4
75%	90%	6.1
100%	92%	6.0



ASEAN Centre for Energy
One Community for Sustainable Energy

Regional Perspectives: Using Evidence to Drive Policy

Regional Harmonization For Increasing the Adoption of Energy-Efficient Air Conditioner

UNEP U4E Webinar – Asia session

18 May 2026

Naing Naing Linn

Manager of Energy Efficiency and Conservation
(EE&C) Department
ASEAN Centre for Energy (ACE)



ACE is an intergovernmental organisation, mandated with three (3) key roles to advance the ASEAN energy goals and cooperation, supported by partners, and APAEC as the blueprint

The purpose of the ASEAN Centre for Energy (ACE) ...

ACE as a **catalyst for economic growth and development** by initiating, coordinating, and facilitating national as well as joint and collective activities on energy



Catalyst

To unify and strengthen the ASEAN energy cooperation through sharing platform, policy advisory, best practices assessment, and capacity building activities

... to be met through our role for the ASEAN Member States ...



Knowledge hub

To provide the knowledge repository and services through data management, periodic publication, and work dissemination



Think tank

To assist in research and practical solutions identification on policies, legal, and regulatory frameworks and innovative technological solutions

... supported by ...

Dialogue Partners

Sectoral Dialogue Partners

Development Partners

International organisations

... based on ...

ASEAN Plan of Action for Energy Cooperation (APAEC) and guidance of the ASEAN Member States



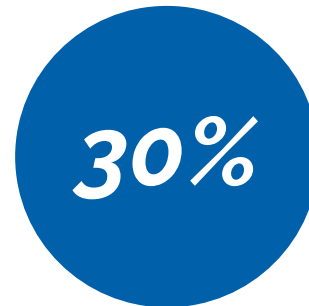
With a long-term vision ...

ASEAN Energy Future 2045: Secure, resilient, and interconnected low-carbon energy future

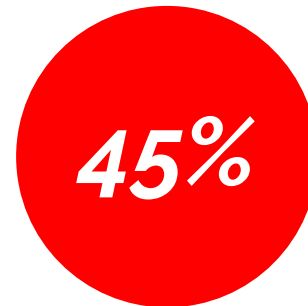
... and the theme of the APAEC 2026-2030 ...

Advancing regional cooperation in ensuring energy security and accelerating decarbonisation for a just and inclusive energy transition

... ASEAN is committed: by 2030 to achieve ...



Share of RE in TPES



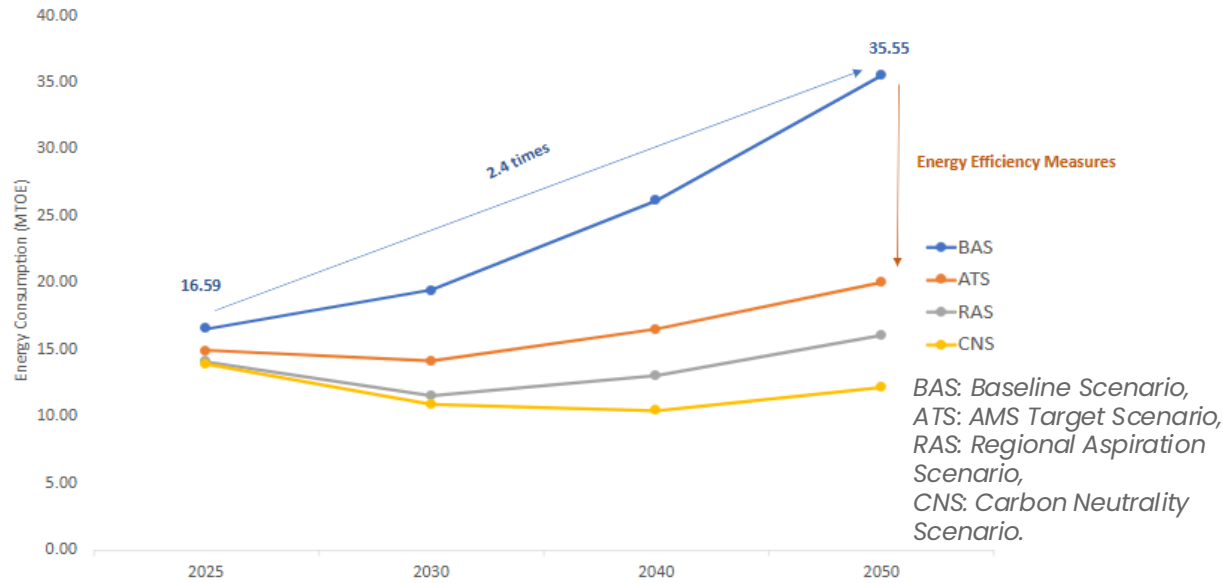
Share of RE in installed capacity



EI reduction from the 2005 baseline

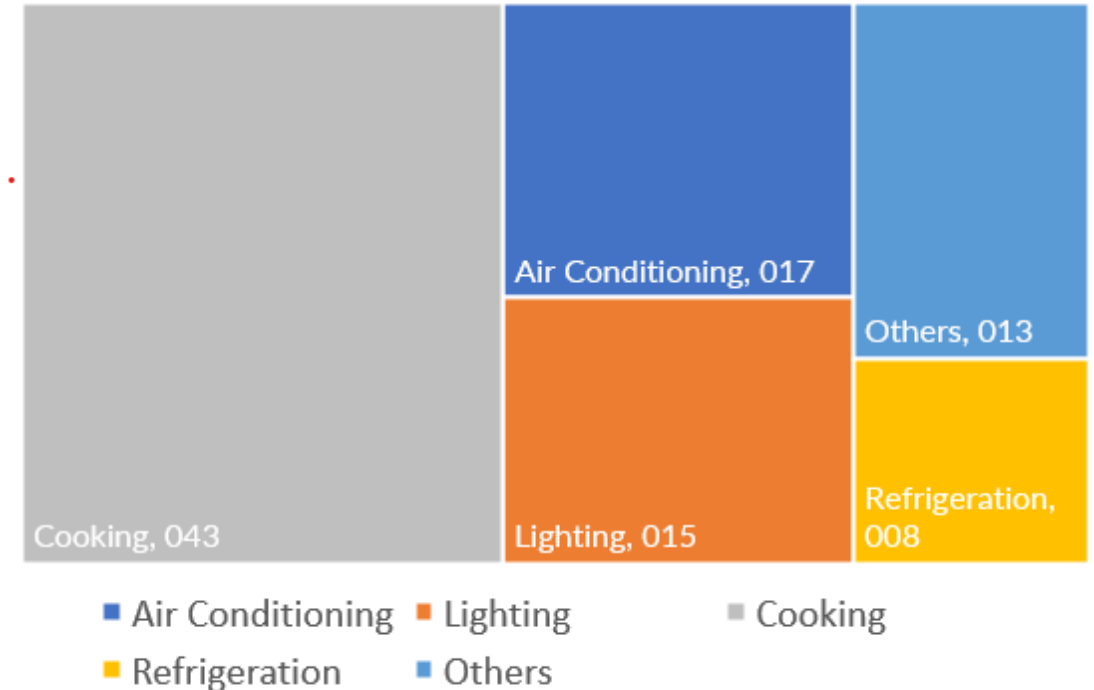
Cooling responsible for 17% of building energy usage in ASEAN, with the consumption expected to double in 2050.

Projected AC Energy Demand








Source: 8th ASEAN Energy Outlook (AEQ8) (2024)

ASEAN Building TFEC by appliances in 2022

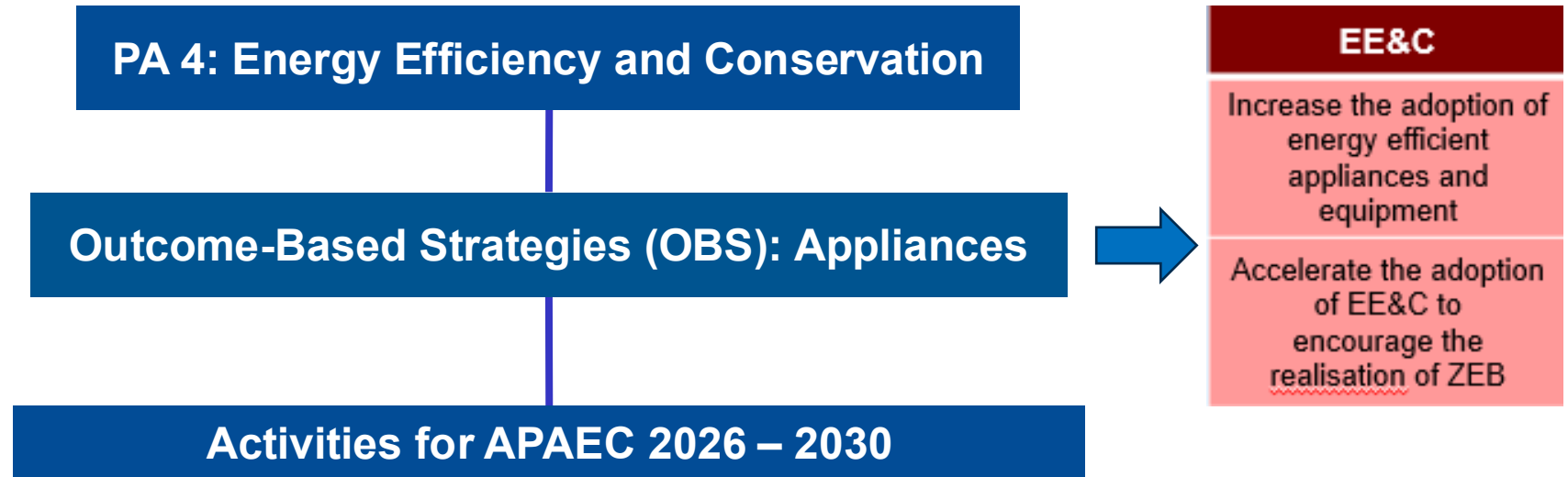


- Total energy demand for AC in the buildings sector in ASEAN will reach **35.5 Mtoe in 2050** in the Baseline Scenario, approximately 25% of the total energy demand in the building sector
- As global temperatures increase, the **demand for AC is expected to rise**, particularly in regions with hot climates.
- Innovations in AC technology, such as more **efficient units**, could **mitigate** the growth in **energy consumption**.

Long-Standing Cooperation between ACE and UNEP-U4E on Harmonisation of Energy Efficiency Standards in ASEAN

	Workstream	Content	Timelines
	Air Conditioner	<ul style="list-style-type: none"> • Technical Recommendations for MEPS Harmonisation • Updating Regional Policy Roadmap • ASEAN Cool Initiative for Roadmap Implementation • ASEAN Cool Strategy 	2020 - Now
	Product Registration Database	<ul style="list-style-type: none"> • Regional Product Database • Implementation and Integration Guidelines 	2019 - 2021
	Lighting	<ul style="list-style-type: none"> • Regional Policy Roadmap • National Policy Roadmaps 	2016 - 2019 2019 - 2021
	Regional Savings Assessment	<ul style="list-style-type: none"> • Regional saving assessment • Capacity building for ACE 	2021 and 2026
	Refrigerator	<ul style="list-style-type: none"> • Commercial Refrigerator Status Report • Support for Residential Refrigerator Roadmap 	2020 – 2021 2026

Regional EE&C Initiatives to Increase the adoption of energy efficient Appliances



Harmonise and advance MEPS and MVE systems

1. Market Assessment and Policy Review on MEPS
2. Regional MVE Guidelines



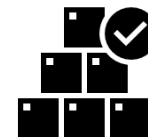
Regional Product Registration Database

Annual Data Collection and Updating; Integration of Regional Database with National Database



ASEAN Mutual Recognition Arrangement

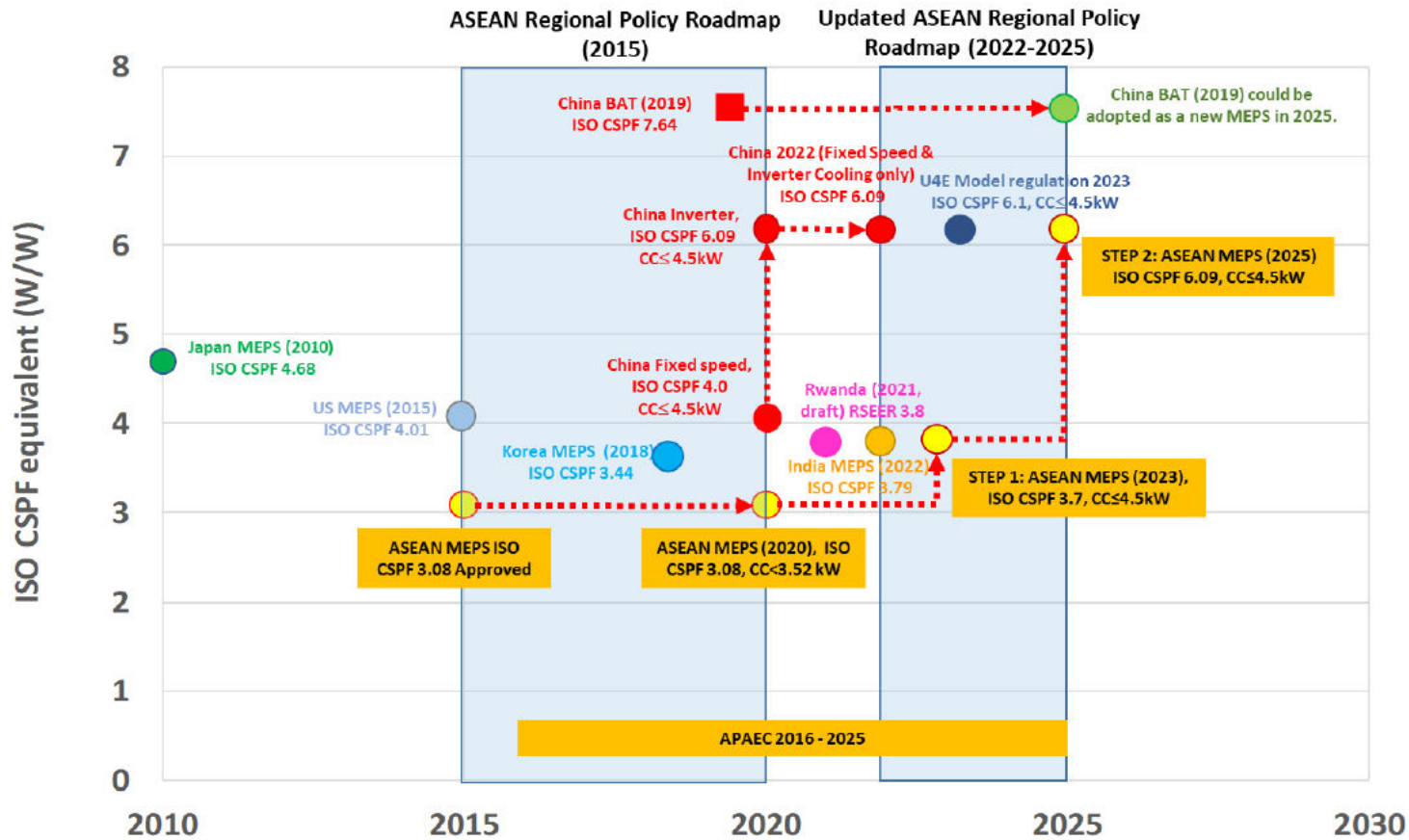
Pilot implementation for the energy efficiency component of ASEAN EEE MRA for Room Air Conditioner



Green Public Procurement

Adoption of GPP Guidelines for AC;

ASEAN is aiming to harmonise the MEPS level into 6.09 CSPF, with Singapore already sets the the MEPS, while Malaysia aiming to set it by 2030



ASEAN Member State	MEPS Value (CSPF - Wh/Wh)
Brunei Darussalam	2.90
Cambodia	3.50
Indonesia	3.40
Lao PDR	3.08
Malaysia	4.10 6.09 (2030)
Myanmar	3.08
Philippines	3.32
Singapore	6.10
Thailand	3.19
Vietnam	3.10

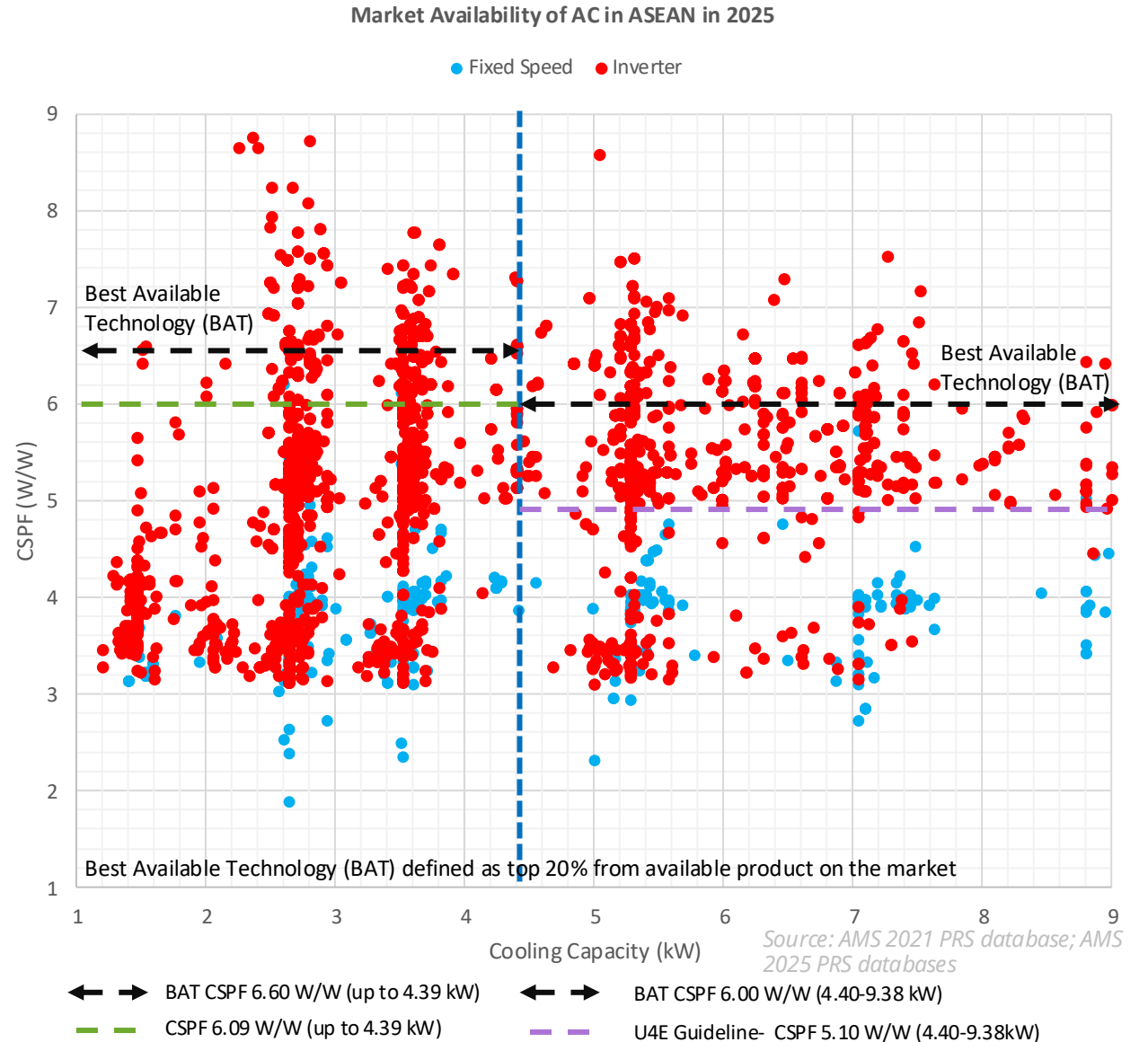
Adoption of Harmonised MEPS and Testing Methods for Lighting in ASEAN

Country	Non-directional LEDs			Double-capped Linear LEDs		Double-capped Linear FLs		
	MEPS	Adoption of CIE S 025	Adoption of IEC 62612	MEPS	Adoption of CIE S 025	MEPS	Adoption of CIE 084	Adoption of IEC 60081
Brunei								
Cambodia								
Indonesia	80 lm/W	✓	✓	100 lm/W	✓		✓	✓
Lao PDR								
Malaysia	✓*		✓	✓*		✓*	✓	✓
Myanmar								
Philippines	✓	✓	✓	✓	✓	100 lm/W	✓	✓
Singapore	✓	✓	✓	100 lm/W	✓	75 lm/W *	✓	✓
Thailand	90 lm/W	CIE S 025:2015	✓	120 lm/W	CIE S 025:2015	✓		✓
Vietnam	✓*	✓	✓	✓	✓	✓*		✓

* MEPS level required to meet 80 lm/W

High-Efficiency AC model are available in the ASEAN market, exceeding the recommended MEPS

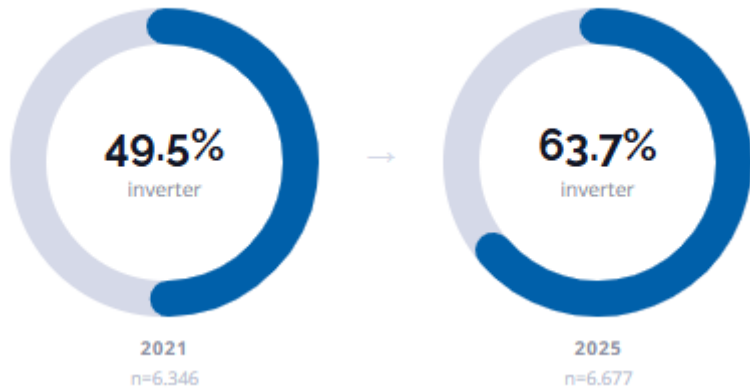
- Inverter AC is available for wide range of capacity.
- AC Best Available Technology (BAT) 6.60 W/W is **above** ASEAN Roadmap of 6.09 W/W (for small capacity).
- Energy-efficient models (above 6.09 CSPF) are **prevalent in small to mid-range** cooling capacities (2.5–5.0 kW).
- Performance of larger-capacity type (BAT) is **above the guideline** (5.10W/W).



*Best Available Technology (BAT) defined as the top 20% of most efficient product available on the market

Registered AC model on the market is dominated by inverter type

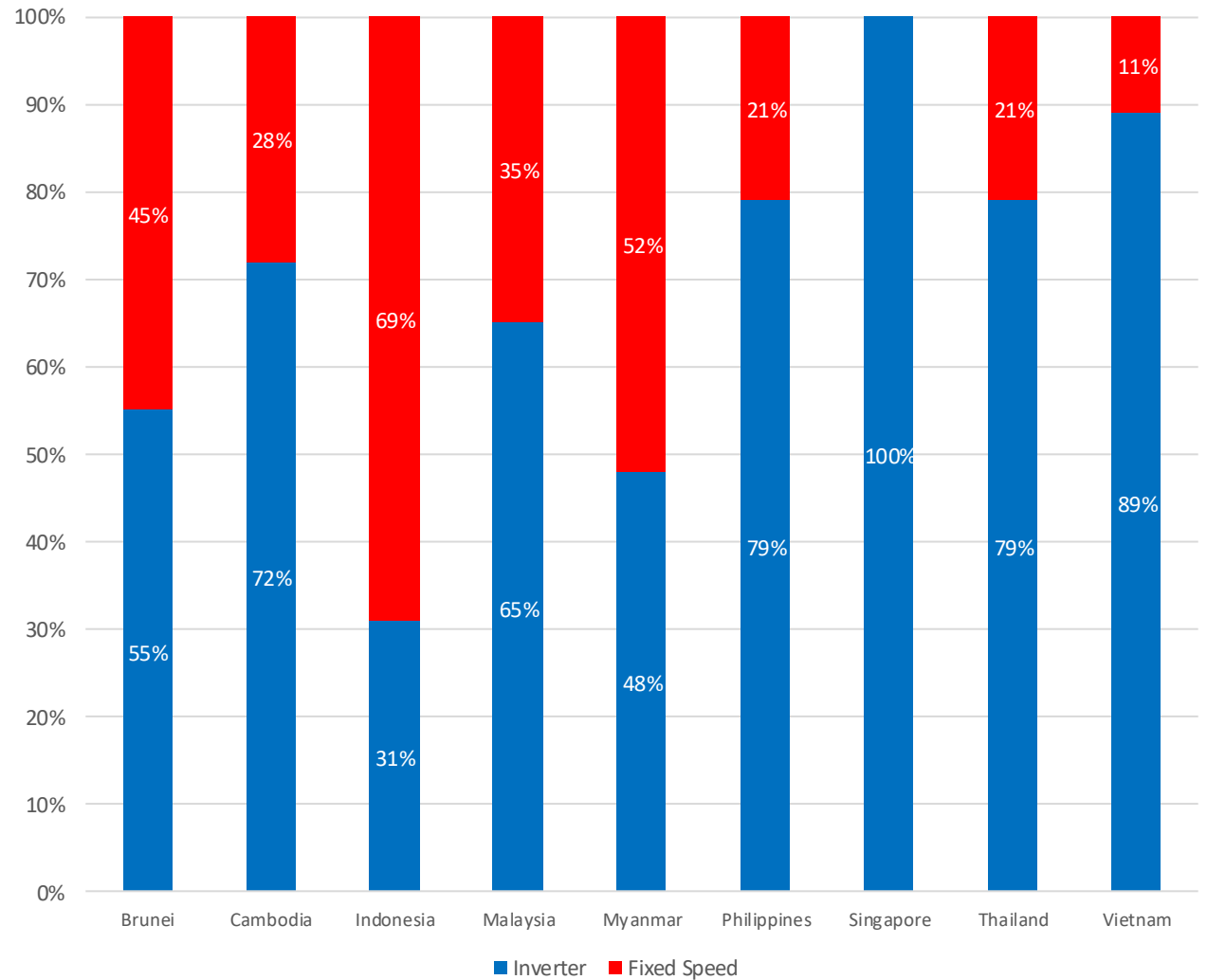
Inverter vs Non-Inverter Air Conditioner Market Share



Source: Authors' calculations based on ASEAN Product Registration System (PRS) data, 2021 and 2025.

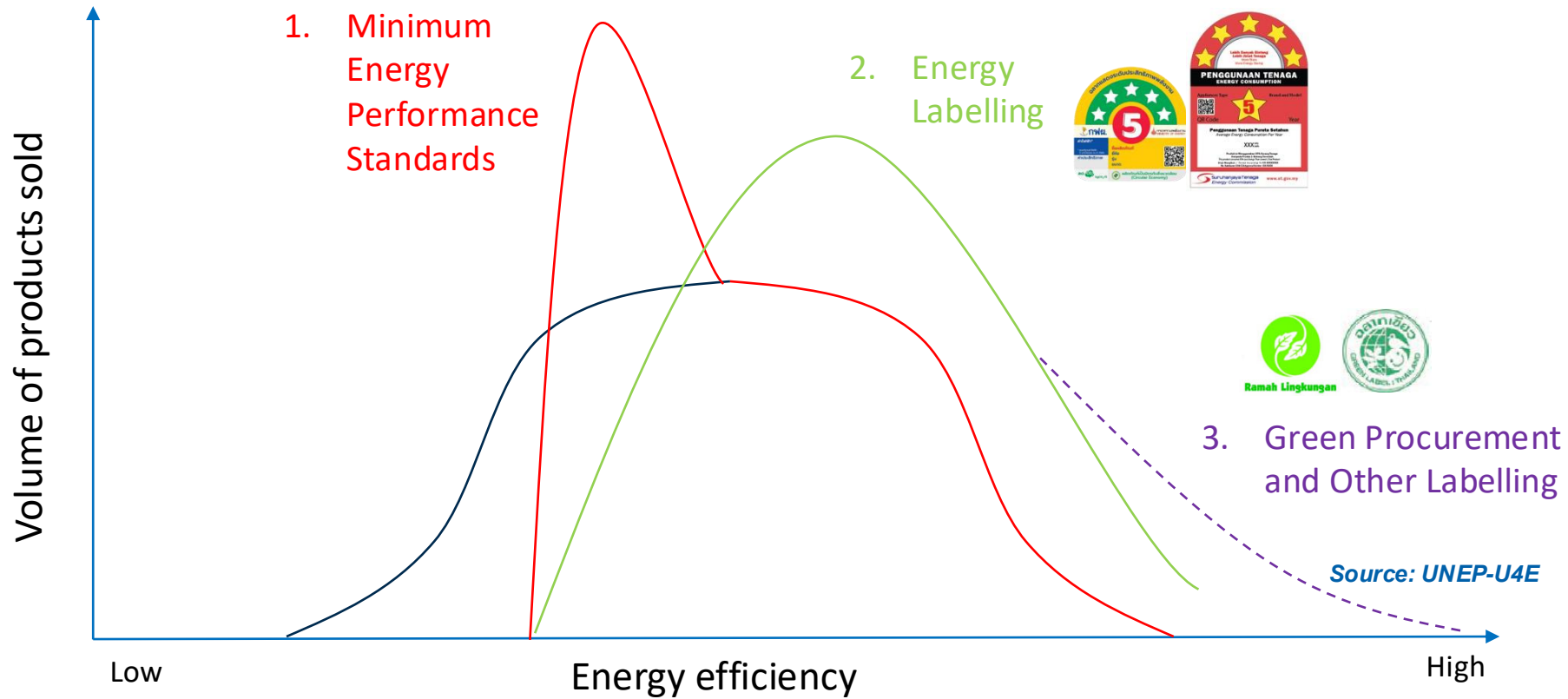
- Inverter share rose from **49.5%** in 2021 to **63.7%** in 2025 ▲ **+14.2 pp**
- In 2025, inverter AC model is the **dominant technology** for most countries.

Shares of RAC Models by Technology in ASEAN in 2025



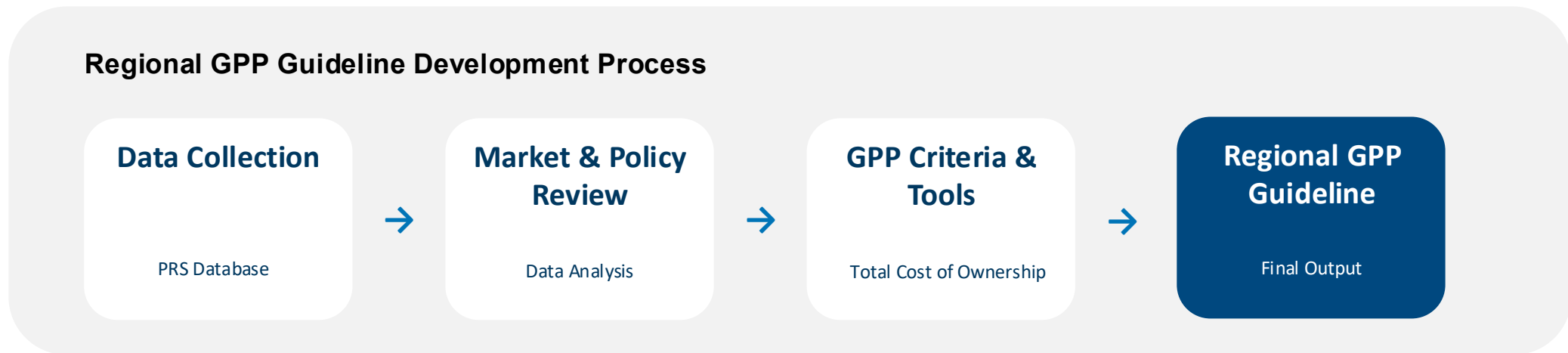
Source: AMS 2021 PRS database; AMS 2025 PRS databases

Shifting to energy-efficient appliances can be achieved through various measure including MEPS, Energy Labelling, Green Procurement and Other Labelling



MEPS shift market supply to minimum efficiency, **labels** drive consumers toward higher performance, and **procurement** further pulls demand toward top-tier energy-efficient products.

Green Public Procurement (GPP) weighted scoring matrix to distinguish the best products among bids



GPP Mandatory Criteria establish the **minimum mandatory criteria** for products procured which will be assessed on a pass/fail basis:

- Energy performance
- Refrigerant climate performance
- Life-cycle cost data
- Technical documentation

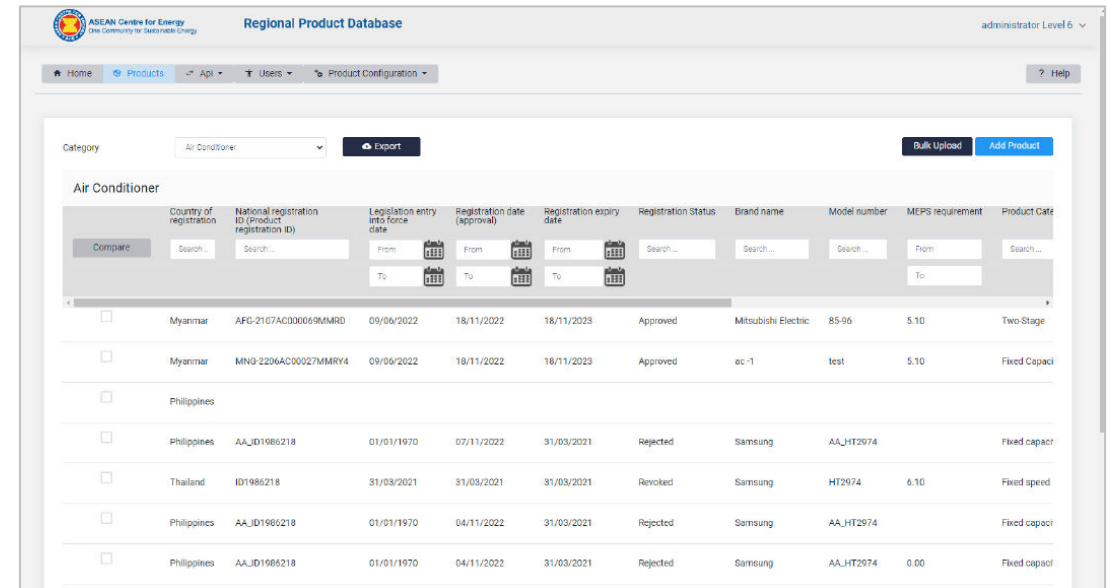
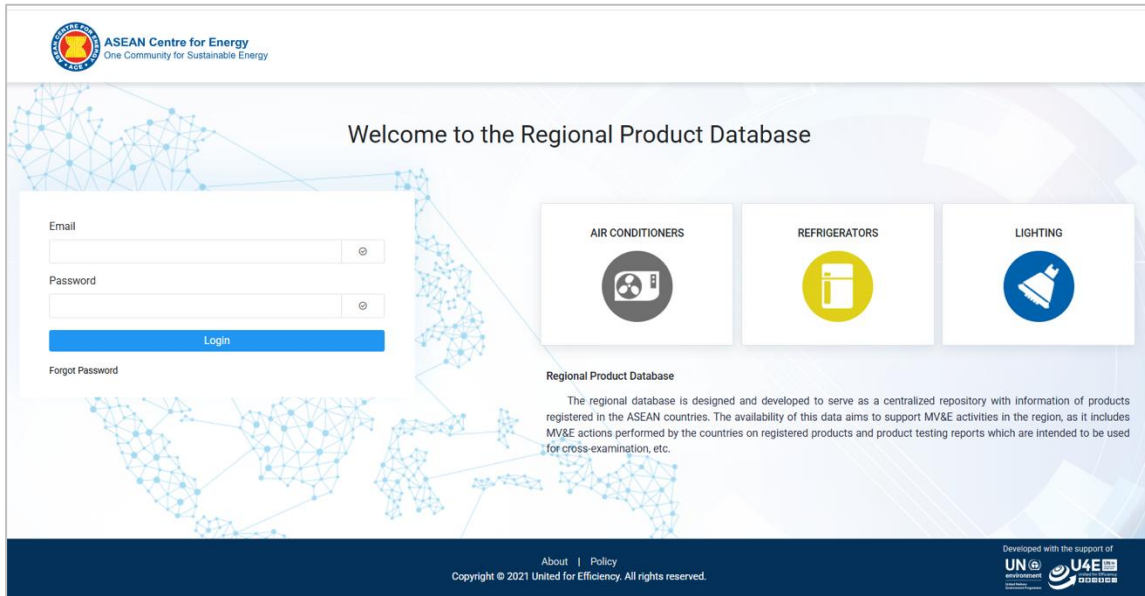
The Guideline utilizes **weighted Most Economically Advantageous Tender (MEAT)** to select the best product:

- Energy performance (CSPF)
- Refrigerant impact (GWP)
- Life-cycle cost
- Smart control
- Noise level

The Regional Product Registration Systems (PRS) provides evidence base for refining and strengthening AMS energy policies

Objective and Outcomes

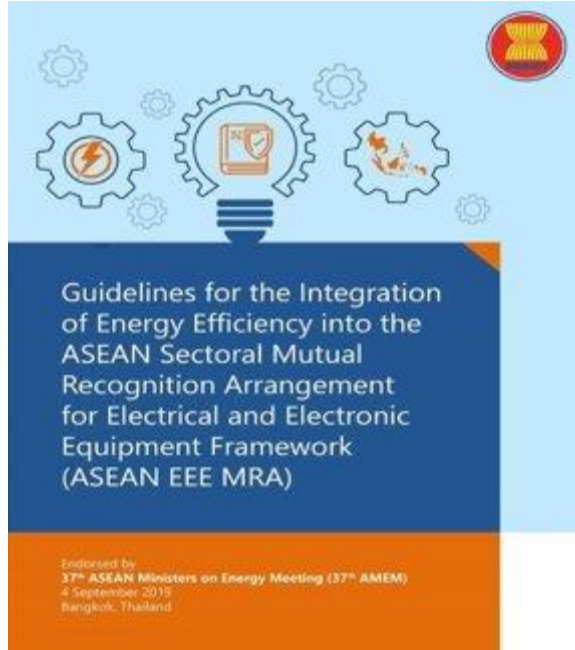
To **improve the monitoring of air conditioners** and other appliances and support the market transformation towards more energy-efficient products, this system enhances the **visibility of products** allowed for sale across countries, facilitates **Mutual Recognition Agreements**, and helps ASEAN Member States (AMS) **refine their policies** more effectively.



Website: <https://prs.aseanenergy.org/>

Prototype: <https://united4efficiency.org/resources/prototype-product-registration-system/>

ASEAN would incorporate energy efficiency into the MRA framework, simplifying compliance and promote efficiency in the region



Expand EE MRA for Energy Efficient AC by developing guidelines



Objective

To develop a guideline that assesses the feasibility and provides steps to integrate energy performance testing and certification into the ASEAN EEE MRA framework

Outcomes

- Assess the readiness of ASEAN for MRA integration through a detailed report
- Guide the integration of energy-efficient appliances into the ASEAN EE MRA with a step-by-step roadmap
- Summarise the benefits, challenges, and actionable next steps in the recommendations

Guidelines to Integrate Energy Efficiency to ASEAN EEE MRA Platform (for AC)

Endorsed by 37th AMEM in 2019

Thank You

Stay up to date with our latest news

  @aseanenergy    ASEAN Centre for Energy

Download all of our publications at go.aseanenergy.org/ACEReport



For further information and inquiries, please contact
secretariat@aseanenergy.org



Q & A session

www.unep.org



Thank you

united4efficiency.org

United Nations Avenue, Gigiri
PO Box 30552 – 00100 GPO Nairobi, Kenya

www.unep.org