



# Belarus



Energy efficiency benefits from lighting, residential refrigerators, room air conditioners, power and distribution transformers and industrial electric motors with the implementation of globally benchmarked minimum energy performance standards.

## ANNUAL SAVINGS IN 2030



Reduce electricity use

→ by over **3 TWh**

→ **5.0%** of future national electricity use



Save electricity worth

**110 Million USD**

equivalent to **7 Power Plants [100MW]**



Reduce CO<sub>2</sub> emissions by

**2 Million Tonnes**

equivalent to **850 Thousand Passenger Cars**



## SHARE OF EACH TYPE PRODUCT TO THE COUNTRY'S TOTAL SAVINGS IN 2030



36%

Lighting



19%

Residential  
Refrigerators



10%

Room Air  
Conditioners



1%

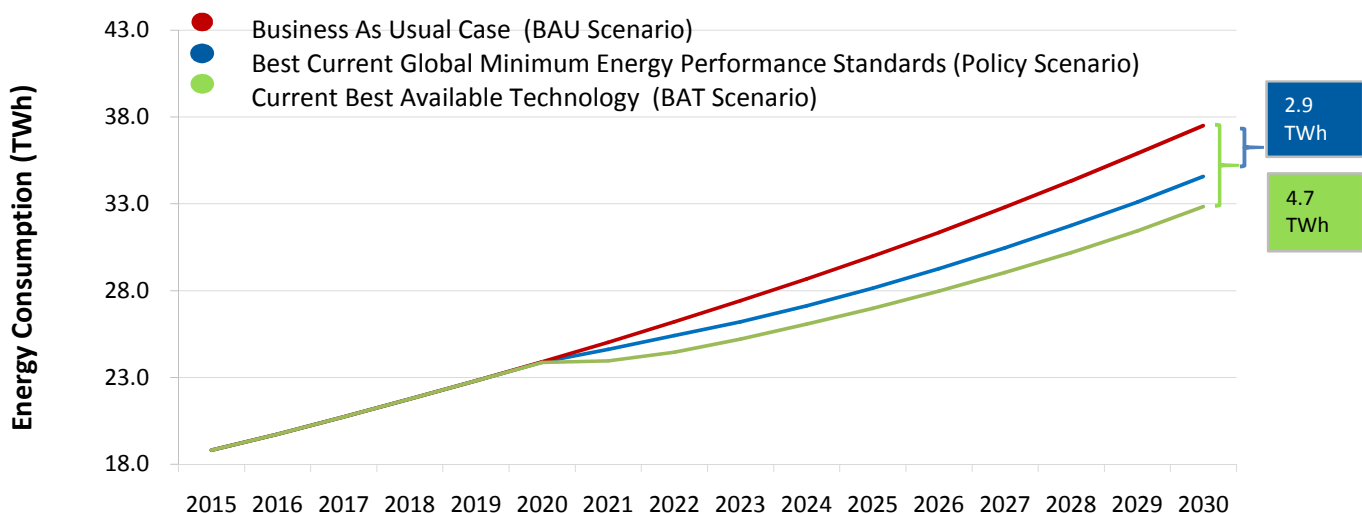
Transformer



34%

Industrial  
Electric Motor








## EVEN GREATER SAVINGS POSSIBLE WITH BEST AVAILABLE TECHNOLOGY



# THE PATHWAY TO ENERGY EFFICIENCY



## ANNUAL SAVINGS IN 2025 AND 2030

					Lighting		Residential Refrigerators		Room Air Conditioners		Transformers		Industrial Electric Motors	
					2025	2030	2025	2030	2025	2030	2025	2030	2025	2030
					Electricity (GWh)	979.4	1,066.3	293.3	543.0	132.5	308.4	8.1	7.4	429.0
	Electricity Bills (million US\$)	19.6	21.3	5.9	10.9	2.6	6.2	0.2	0.1	30.0	70.5			
	CO2 Emissions (thousand tonnes)	511.2	556.6	153.1	283.5	69.1	161.0	3.7	3.3	223.9	525.5			

## CUMULATIVE SAVINGS (2020 - 2030)

		Lighting	Residential Refrigerators	Room Air Conditioners	Transformers	Industrial Electric Motors
	Electricity (TWh)	8.7	3.1	1.6	0.1	5.1
	Electricity Bills (million US\$)	174.4	62.5	31.3	1.8	353.2
	CO2 Emissions (million tonnes)	4.6	1.6	0.8	0.0	2.6

## OTHER BENEFITS IN 2030



Direct GHG emissions reduced by → **924 Thousand Tonnes**

## ENERGY EFFICIENCY STRATEGY AND NATIONALLY DETERMINED CONTRIBUTION

The current energy and energy efficiency policy and strategy of Belarus for the period until 2020 are set forth and their implementation in the area of energy saving is aimed at restructuring and modernising the national economy based on energy efficient technologies. The following goals have been set.

- Reduction in the energy intensity of GDP (from 2005 level) — by at least 50% in 2015 and 60% in 2020;
- Total saving of fuel and energy resources to the amount of 7.1–8.9 Mtce for the period 2011–2015 and at least 5.2 Mtce in 2016–2020;
- Share of domestic energy resources in the energy balance — 30% in 2015 and 32% in 2020.

Country Nationally Determined Contribution (NDC): Reduce greenhouse gas emissions by 28%, below 1990 levels, by 2030; year 1990 is 139.151MtCO<sub>2</sub>.

# Country Specific Data and Input Assumptions For Belarus



GENERAL INFORMATION		ELECTRICITY MARKET	
Population	9.4 million	Residential Electricity tariff	0.020 US\$ / kWh
GDP per capita	17,349 US\$	Industrial Electricity tariff	0.070 US\$ / kWh
Electrification level	100%	Transmission and distribution loss factor	13.41%
CO2 Emission Factor	0.452 kg / kWh		

## ASSUMPTIONS

Product	Unit Energy Consumption (kWh/year) or Efficiency Level			Type of Product
	BAU	Policy Scenario	BAT	
Lighting	65.7	15.3	8.8	Low incandescent Lamp, 3h/day; 14W CFL; 8W LED
Residential Refrigerators	450	212	139	2-door top-mount Average size 300 liters
Room Air Conditioners	638	461	302	Split unit with 3.5 kW cooling capacity
Transformers	N/A	SEAD Tier3	SEAD Tier5	three-phase and single-phase liquid-filled and three-phase dry-type power and distribution transformer
Industrial Electric Motors	IE1/IE0	IE3	IE4	3-phase induction motors Ranging from: 0.75 - 7.5 kW; 7.5 - 75 kW; 75 - 375 kW

## METHODOLOGY

The analysis uses CLASP's and Lawrence Berkeley National Laboratory's Policy Analysis Modeling System (PAMS) to forecast the impacts from implementing policies that improve the energy efficiency of new household air conditioners and refrigerators. For lighting, electric motors, and power and distribution transformers individual - models were developed, taking into account country level data, expected GDP growth, and industrialization levels. The savings potential assumes minimum energy performance standards (MEPS) are implemented in 2020 at level equivalent to the present day (2015) best global MEPS that are currently implemented. The graph on page two also shows the savings potential that is possible with the implementation of MEPS in 2020 at level equivalent to the present day best available technology (BAT).

## ASSUMPTIONS AND DATA SOURCES

- Population and GDP per capita data (2014) comes from the World Bank.
- Electrification levels come from the International Energy Agency (IEA).
- Market size was determined by data provided by industry partners; UN Comtrade database; household penetration forecasts generated by PAMS from population, climate, and macroeconomic indicators.
- Future electricity consumption was calculated using current consumption figures provided by the IEA and the U.S. Energy Information Administration (EIA).
- Baseline price, unit energy consumption (UEC), appliance lifetime were provided by country representatives (when available); industry partners; and Lawrence Berkeley National Laboratory. The business-as-usual scenario assumes a 1 per cent annual improvement in UEC.
- Electricity tariffs were provided by the IEA; and Internet research.
- Transmission and distribution loss factor is a regional average calculated from electricity production and consumption data published by the IEA.
- CO2 emission factor came from the IEA and extrapolations were made for countries lacking data.
- Consumer discount rate was derived from the Human Development Index, United Nations Development Programme (2012).
- The approach of calculating the potential direct emission saving of refrigerators and air conditioners: the typical current mix of refrigerants fillings, leakage rates and end of life emissions in the BAU compared to the best alternative with natural refrigerants (mostly R290 for splits and R600a for domestic refrigerators).
- Additional to the above sources, a questionnaire was used to gather data from country officials.

