



# Albania



Energy efficiency benefits from lighting, residential refrigerators, room air conditioners, power and distribution transformers and industrial electric motors with the implementation of globally benchmarked minimum energy performance standards.

## ANNUAL SAVINGS IN 2030



Reduce electricity use

→ by over **567 GWh**

→ **8.8%** of future national electricity use



Save electricity worth **70 Million USD**

equivalent to **6 Power Plants [20MW]**



Reduce CO<sub>2</sub> emissions by **2 Thousand Tonnes**

equivalent to **1 Thousand Passenger Cars**

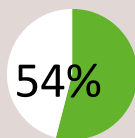


## SHARE OF EACH TYPE PRODUCT TO THE COUNTRY'S TOTAL SAVINGS IN 2030



17%

Lighting



Residential Refrigerators



5%

Room Air Conditioners



1%

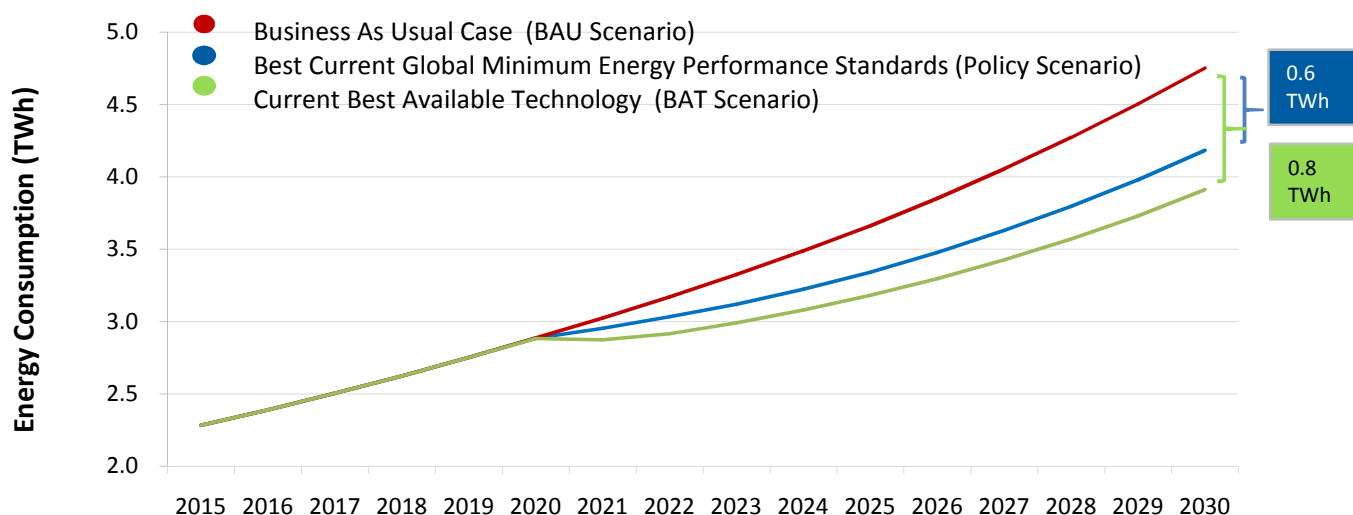
Transformer



23%

Industrial Electric Motor










## EVEN GREATER SAVINGS POSSIBLE WITH BEST AVAILABLE TECHNOLOGY











# THE PATHWAY TO ENERGY EFFICIENCY



## ANNUAL SAVINGS IN 2025 AND 2030

											
		Lighting		Residential Refrigerators		Room Air Conditioners		Transformers		Industrial Electric Motors	
		2025	2030	2025	2030	2025	2030	2025	2030	2025	2030
	Electricity (GWh)	97.2	98.1	155.3	305.0	14.2	32.5	1.1	1.0	53.4	130.7
	Electricity Bills (million US\$)	12.6	12.7	20.2	39.7	1.8	4.2	0.1	0.1	5.4	13.3
	CO2 Emissions (tonnes)	341.7	344.8	546.0	1,072.6	50.0	114.1	3.2	2.9	187.8	459.5

## CUMULATIVE SAVINGS (2020 - 2030)

						
		Lighting	Residential Refrigerators	Room Air Conditioners	Transformers	Industrial Electric Motors
	Electricity (GWh)	851.4	1,694.9	165.7	11.7	639.8
	Electricity Bills (million US\$)	110.7	220.3	21.5	1.5	65.3
	CO2 Emissions (thousand tonnes)	3.0	6.0	0.6	0.0	2.3

## OTHER BENEFITS IN 2030



Direct GHG emissions reduced by → **112 Thousand Tonnes**

## ENERGY EFFICIENCY STRATEGY AND NATIONALLY DETERMINED CONTRIBUTION

Albania has prepared a National Energy Efficiency Action Plan (NEEAP), which has an overall national indicative savings target of 9% to be achieved and measured in 2018. This plan was approved by the Albanian Government in September 2011. The preparation of a new draft law on energy efficiency is virtually complete, which sets the objectives and principles of the national energy efficiency policy and introduces requirements for minimum energy performance and certificates for buildings, energy efficiency audits of buildings and industry; standards and labels for energy using household appliances.

Country Nationally Determined Contribution (NDC): Commits to reduce CO2 emissions compared to the baseline scenario in the period of 2016 and 2030 by 11.5 %. This reduction means 708 kT carbon-dioxide emission reduction in 2030.

# Country Specific Data and Input Assumptions For Albania



GENERAL INFORMATION		ELECTRICITY MARKET	
Population	2.9 million	Residential Electricity tariff	0.130 US\$ / kWh
GDP per capita	10,136 US\$	Industrial Electricity tariff	0.102 US\$ / kWh
Electrification level	100%	Transmission and distribution loss factor	14.68%
CO2 Emission Factor	0.003 kg / kWh		

## ASSUMPTIONS

Product	Unit Energy Consumption (kWh/year) or Efficiency Level			Type of Product
	BAU	Policy Scenario	BAT	
Lighting	65.7	15.3	8.8	Low incandescent Lamp, 3h/day; 14W CFL; 8W LED
Residential Refrigerators	625	212	139	2-door top-mount Average size 300 liters
Room Air Conditioners	1,084	884	579	Split unit with 3.5 kW cooling capacity
Transformers	N/A	SEAD Tier3	SEAD Tier5	three-phase and single-phase liquid-filled and three-phase dry-type power and distribution transformer
Industrial Electric Motors	IE1/IE0	IE3	IE4	3-phase induction motors Ranging from: 0.75 - 7.5 kW; 7.5 - 75 kW; 75 - 375 kW

## METHODOLOGY

The analysis uses CLASP's and Lawrence Berkeley National Laboratory's Policy Analysis Modeling System (PAMS) to forecast the impacts from implementing policies that improve the energy efficiency of new household air conditioners and refrigerators. For lighting, electric motors, and power and distribution transformers individual - models were developed, taking into account country level data, expected GDP growth, and industrialization levels. The savings potential assumes minimum energy performance standards (MEPS) are implemented in 2020 at level equivalent to the present day (2015) best global MEPS that are currently implemented. The graph on page two also shows the savings potential that is possible with the implementation of MEPS in 2020 at level equivalent to the present day best available technology (BAT).

## ASSUMPTIONS AND DATA SOURCES

- Population and GDP per capita data (2014) comes from the World Bank.
- Electrification levels come from the International Energy Agency (IEA).
- Market size was determined by data provided by industry partners; UN Comtrade database; household penetration forecasts generated by PAMS from population, climate, and macroeconomic indicators.
- Future electricity consumption was calculated using current consumption figures provided by the IEA and the U.S. Energy Information Administration (EIA).
- Baseline price, unit energy consumption (UEC), appliance lifetime were provided by country representatives (when available); industry partners; and Lawrence Berkeley National Laboratory. The business-as-usual scenario assumes a 1 per cent annual improvement in UEC.
- Electricity tariffs were provided by the IEA; and Internet research.
- Transmission and distribution loss factor is a regional average calculated from electricity production and consumption data published by the IEA.
- CO2 emission factor came from the IEA and extrapolations were made for countries lacking data.
- Consumer discount rate was derived from the Human Development Index, United Nations Development Programme (2012).
- The approach of calculating the potential direct emission saving of refrigerators and air conditioners: the typical current mix of refrigerants fillings, leakage rates and end of life emissions in the BAU compared to the best alternative with natural refrigerants (mostly R290 for splits and R600a for domestic refrigerators).
- Additional to the above sources, a questionnaire was used to gather data from country officials.

